

STUDENT PROFILE 2023

ALL COURSES

The table below provides data on commencing domestic and international students at the Academy of Information Technology for the given year in all courses. It provides data on students who commenced undergraduate study and remained enrolled at Census Date of their first trimester.

APPLICANT BACKGROUND	NUMBER OF STUDENTS	% OF ALL STUDENTS*
A. Applicants with Higher Education Study	94	11%
B. Applicants with Vocational Education & Training (VET) Study	21	2%
C. Applicants with Work and Life Experience (Admitted on the basis of previous achievement, not in the other three categories)	105	12%
D. Applicants with Recent Secondary Education Admitted on the basis of other criteria only and ATAR was not a factor (For example: special consideration, audition alone, school recommendation scheme with no minimum ATAR requirement)	394	46%
E. Applicant with Enabling or Bridging course	24	3%
F. Applicants with unspecified prior study	2	<1%
International Students	214	25%
ALL STUDENTS	854	100%

* Percentages rounded to nearest whole number

FURTHER INFORMATION:


TEQSA National Register - <https://www.teqsa.gov.au/national-register>

QILT - <https://www.qilt.edu.au/>

VTAC - <http://www.vtac.edu.au/>

Admissions, Grievance & Appeals Information - <https://www.ait.edu.au/policies-procedures>





STUDENT PROFILE 2023

DIPLOMA OF INFORMATION TECHNOLOGY

The table below provides data on commencing domestic and international students enrolled in the above course at the Academy of Information Technology for the given year. It provides data on students who commenced undergraduate study and remained enrolled at Census Date of their first trimester.

APPLICANT BACKGROUND	NUMBER OF STUDENTS	% OF ALL STUDENTS*
A. Applicants with Higher Education Study	76	28%
B. Applicants with Vocational Education & Training (VET) Study	14	5%
C. Applicants with Work and Life Experience (Admitted on the basis of previous achievement, not in the other three categories)	70	25%
D. Applicants with Recent Secondary Education Admitted on the basis of other criteria only and ATAR was not a factor (For example: special consideration, audition alone, school recommendation scheme with no minimum ATAR requirement)	95	34%
E. Applicant with Enabling or Bridging course	9	3%
International Students	12	4%

* Percentages rounded to nearest whole number


FURTHER INFORMATION:

TEQSA National Register - <https://www.teqsa.gov.au/national-register>

QILT - <https://www.qilt.edu.au/>

VTAC - <http://www.vtac.edu.au/>

Admissions, Grievance & Appeals Information - <https://www.ait.edu.au/policies-procedures>





STUDENT PROFILE 2023

BACHELOR OF INFORMATION TECHNOLOGY – MOBILE APP DEVELOPMENT

The table below provides data on commencing domestic and international students enrolled in the above course at the Academy of Information Technology for the given year. It provides data on students who commenced undergraduate study and remained enrolled at Census Date of their first trimester.

APPLICANT BACKGROUND	NUMBER OF STUDENTS	% OF ALL STUDENTS*
A. Applicants with Higher Education Study	4	3%
B. Applicants with Vocational Education & Training (VET) Study	1	1%
C. Applicants with Work and Life Experience (Admitted on the basis of previous achievement, not in the other three categories)	3	2%
D. Applicants with Recent Secondary Education Admitted on the basis of other criteria only and ATAR was not a factor (For example: special consideration, audition alone, school recommendation scheme with no minimum ATAR requirement)	57	44%
E. Applicant with Enabling or Bridging course	1	1%
International Students	64	49%

* Percentages rounded to nearest whole number


FURTHER INFORMATION:

TEQSA National Register - <https://www.teqsa.gov.au/national-register>

QILT - <https://www.qilt.edu.au/>

VTAC - <http://www.vtac.edu.au/>

Admissions, Grievance & Appeals Information - <https://www.ait.edu.au/policies-procedures>





STUDENT PROFILE 2023

BACHELOR OF INFORMATION TECHNOLOGY – GAME PROGRAMMING

The table below provides data on commencing domestic and international students enrolled in the above course at the Academy of Information Technology for the given year. It provides data on students who commenced undergraduate study and remained enrolled at Census Date of their first trimester.

APPLICANT BACKGROUND	NUMBER OF STUDENTS	% OF ALL STUDENTS*
A. Applicants with Higher Education Study	1	8%
B. Applicants with Vocational Education & Training (VET) Study	0	0%
C. Applicants with Work and Life Experience (Admitted on the basis of previous achievement, not in the other three categories)	2	17%
D. Applicants with Recent Secondary Education Admitted on the basis of other criteria only and ATAR was not a factor (For example: special consideration, audition alone, school recommendation scheme with no minimum ATAR requirement)	6	50%
International Students	3	25%

* Percentages rounded to nearest whole number


FURTHER INFORMATION:

TEQSA National Register - <https://www.teqsa.gov.au/national-register>

QILT - <https://www.qilt.edu.au/>

VTAC - <http://www.vtac.edu.au/>

Admissions, Grievance & Appeals Information - <https://www.ait.edu.au/policies-procedures>





STUDENT PROFILE 2023

DIPLOMA & BACHELOR OF GAME DESIGN

The table below provides data on commencing domestic and international students enrolled in the above course at the Academy of Information Technology for the given year. It provides data on students who commenced undergraduate study and remained enrolled at Census Date of their first trimester.

APPLICANT BACKGROUND	NUMBER OF STUDENTS	% OF ALL STUDENTS*
A. Applicants with Higher Education Study	3	3%
B. Applicants with Vocational Education & Training (VET) Study	0	0%
C. Applicants with Work and Life Experience (Admitted on the basis of previous achievement, not in the other three categories)	9	9%
D. Applicants with Recent Secondary Education Admitted on the basis of other criteria only and ATAR was not a factor (For example: special consideration, audition alone, school recommendation scheme with no minimum ATAR requirement)	56	57%
Applicant with Enabling or Bridging course	2	2%
International Students	29	31%

* Percentages rounded to nearest whole number


FURTHER INFORMATION:

TEQSA National Register - <https://www.teqsa.gov.au/national-register>

QILT - <https://www.qilt.edu.au/>

VTAC - <http://www.vtac.edu.au/>

Admissions, Grievance & Appeals Information - <https://www.ait.edu.au/policies-procedures>



STUDENT PROFILE 2023

DIPLOMA & BACHELOR OF FILM

The table below provides data on commencing domestic and international students enrolled in the above course at the Academy of Information Technology for the given year. It provides data on students who commenced undergraduate study and remained enrolled at Census Date of their first trimester.

APPLICANT BACKGROUND	NUMBER OF STUDENTS	% OF ALL STUDENTS*
A. Applicants with Higher Education Study	3	3%
B. Applicants with Vocational Education & Training (VET) Study	0	0%
C. Applicants with Work and Life Experience (Admitted on the basis of previous achievement, not in the other three categories)	5	5%
D. Applicants with Recent Secondary Education Admitted on the basis of other criteria only and ATAR was not a factor (For example: special consideration, audition alone, school recommendation scheme with no minimum ATAR requirement)	47	49%
Applicant with Enabling or Bridging course	4	4%
International Students	36	38%

* Percentages rounded to nearest whole number

FURTHER INFORMATION:

TEQSA National Register - <https://www.teqsa.gov.au/national-register>

QILT - <https://www.qilt.edu.au/>

VTAC - <http://www.vtac.edu.au/>

Admissions, Grievance & Appeals Information - <https://www.ait.edu.au/policies-procedures>

STUDENT PROFILE 2023

DIPLOMA & BACHELOR OF 3D ANIMATION

The table below provides data on commencing domestic and international students enrolled in the above course at the Academy of Information Technology for the given year. It provides data on students who commenced undergraduate study and remained enrolled at Census Date of their first trimester.

APPLICANT BACKGROUND	NUMBER OF STUDENTS	% OF ALL STUDENTS*
A. Applicants with Higher Education Study	3	2%
B. Applicants with Vocational Education & Training (VET) Study	3	2%
C. Applicants with Work and Life Experience (Admitted on the basis of previous achievement, not in the other three categories)	11	8%
D. Applicants with Recent Secondary Education Admitted on the basis of other criteria only and ATAR was not a factor (For example: special consideration, audition alone, school recommendation scheme with no minimum ATAR requirement)	59	45%
Applicant with Enabling or Bridging course	3	2%
Applicants with unspecified prior study	1	1%
International Students	51	39%

* Percentages rounded to nearest whole number

FURTHER INFORMATION:

TEQSA National Register - <https://www.teqsa.gov.au/national-register>

QILT - <https://www.qilt.edu.au/>

VTAC - <http://www.vtac.edu.au/>

Admissions, Grievance & Appeals Information - <https://www.ait.edu.au/policies-procedures>

STUDENT PROFILE 2023

DIPLOMA & BACHELOR OF 2D ANIMATION

The table below provides data on commencing domestic and international students enrolled in the above course at the Academy of Information Technology for the given year. It provides data on students who commenced undergraduate study and remained enrolled at Census Date of their first trimester.

APPLICANT BACKGROUND	NUMBER OF STUDENTS	% OF ALL STUDENTS*
A. Applicants with Higher Education Study	2	2%
B. Applicants with Vocational Education & Training (VET) Study	3	3%
C. Applicants with Work and Life Experience (Admitted on the basis of previous achievement, not in the other three categories)	5	5%
D. Applicants with Recent Secondary Education Admitted on the basis of other criteria only and ATAR was not a factor (For example: special consideration, audition alone, school recommendation scheme with no minimum ATAR requirement)	74	68%
Applicant with Enabling or Bridging course	5	5%
Applicants with unspecified prior study	1	1%
International Students	19	17%

* Percentages rounded to nearest whole number

FURTHER INFORMATION:

TEQSA National Register - <https://www.teqsa.gov.au/national-register>

QILT - <https://www.qilt.edu.au/>

VTAC - <http://www.vtac.edu.au/>

Admissions, Grievance & Appeals Information - <https://www.ait.edu.au/policies-procedures>

FURTHER INFORMATION:

TEQSA National Register - <https://www.teqsa.gov.au/national-register>

QILT - <https://www.qilt.edu.au/>

VTAC - <http://www.vtac.edu.au/>

Admissions, Grievance & Appeals Information - <https://www.ait.edu.au/policies-procedures>